

MOUNTING INSTRUCTIONS

ABSORBER

This manual applies to the following products: Kids Line Ceiling Star 440, Kids Line Ceiling Star 700, Kids Line Ceiling Star 980, Kids Line Ceiling Sun 520, Kids Line Ceiling Sun 715, Kids Line Ceiling Sun 980



EQUIPMENT


The following equipment is required to install the absorber:

- ✓ Ruler
- ✓ Pencil
- ✓ Screwdriver
- ✓ Drill
- ✓ Drill attachments

MOUNTING ACCESSORIES

The following mounting accessories are included for installing the absorber:

- ✓ 1 x dowel
- ✓ 1 x ring eye
- ✓ 1 x screw M4x40
- ✓ 1 x adjustable wire rope



UNBOXING

Open the package with care. Remove the mounting accessories and the absorbers.

DETERMINE POSITION

Mark the hole on the ceiling.





DRILLING

Use a drill to drill the hole on the marking.

INSERT DOWELS + MOUNT BRACKET

Insert the dowel in the drilled hole and screw the bracket of the wire rope to the ceiling with an M4×40 screw.




ATTACH WIRE ROPE


Insert the screw thread into the bracket of the wire rope and tighten the screw thread.

Make sure that the wire rope is guided through the recess of the bracket.

ATTACH RING EYE

Screw the ring eye into the dowel embedded in the absorber.






ATTACH ABSORBER TO WIRE ROPE

Insert the hook of the adjustable wire rope into the ring eye of the absorber.

ADJUST HEIGHT

Pull the wire rope out of the bracket and adjust the height of the absorber according to your needs.

Cut off the protruding wire rope with a wire cutter or fasten it with cable ties.



HINT:

Before installation, be sure to check the load capacity and condition of the ceiling.



Find additional solutions for your space on our website:
www.takustik.com



Share your installation with us on Instagram:
www.takustik.com/instagram



Find additional assembly instructions on YouTube:
www.takustik.com/youtube

This document contains important information. Read and follow the instructions. Keep the document for future reference. If you pass the product on to others, please include this document. Contents are subject to change. Please refer to the latest version of the documentation, which is available for download at www.thomann.de.

This product is designed to optimise room acoustics. Any other use or use under other operating conditions is considered to be improper and may result in personal injury or property damage. No liability will be assumed for damage resulting from improper use.

This product may be used only by persons with sufficient physical, sensory, and intellectual abilities and with the relevant knowledge and experience. Other persons may use this device only if they are supervised or instructed by a person who is responsible for their safety.



Risk of injury and choking hazard for children!

Children can suffocate on packaging material and small parts. Children can injure themselves when handling the product. Never allow children to play with the packaging material and the product. Always store packaging material out of the reach of babies and small children. Always dispose of packaging material properly when it is not in use. Never allow children to use the product without supervision. Keep small parts away from children and make sure that the product does not shed any small parts that children could play with.



Disposal of the packing material

Environmentally friendly materials have been chosen for the packaging. These materials can be sent for normal recycling. Ensure that plastic bags, packaging, etc. are disposed of in the proper manner. Do not dispose of these materials with your normal household waste, but make sure that they are collected for recycling. Please follow the instructions and markings on the packaging.

Disposal of your old product

Do not dispose of your old product with your normal household waste; instead, deliver it for controlled disposal by an approved waste disposal firm or through your local waste facility.

Proper disposal protects the environment as well as the health of your fellow human beings. This is because the proper handling of old products negates the potential negative effects of hazardous substances, and because it conserves resources by recycling them.

Also note that waste avoidance is a valuable contribution to environmental protection. Repairing a device or passing it on to another user is an ecologically valuable alternative to disposal. You can use the Thomann GmbH classified ads, for example.



Observe the disposal note regarding documentation in France.